

CRTA:

ATTITUDES OF SERBIAN CITIZENS ABOUT  
PARTICIPATION IN DEMOCRATIC  
PROCESSES

2020

March 18, 2021

**Research period:** November 16th to 22nd 2020

**Data collection method:** Computer-Assisted Telephone Interviewing (CATI) with Random Digit Dialling

**Sample type:** random sample, representative for the Republic of Serbia (excluding Kosovo and Metohija)

**Sample:** 1010 respondents

**Margin of error:**  $\pm 3,15\%$

**Strata:** total 48, by gender (male, female), age (18-34 years, 35-64 years, 65+ years), region (Belgrade, Vojvodina, Šumadija and Western Serbia, Southern and Eastern Serbia) and type of settlement (urban, rural)

**Poststratification:** by gender, age, region and type of settlement

**Instrument:** questionnaire (47 questions)

**Average test duration:** 13 minutes

**Response rate:** 22%

- Generally, citizens are moderately **interested in politics**
- Higher interest in politics only concerning local issues and Belgrade-Pristina negotiations
  
- Two thirds say they did not **participate in local initiatives** during the last year
- Most common reason: perception that nothing can be achieved that way
  
- Participants mostly do not believe they can **influence change** through participation in democratic processes
- More participants believe that voting is an activity that could bring about change

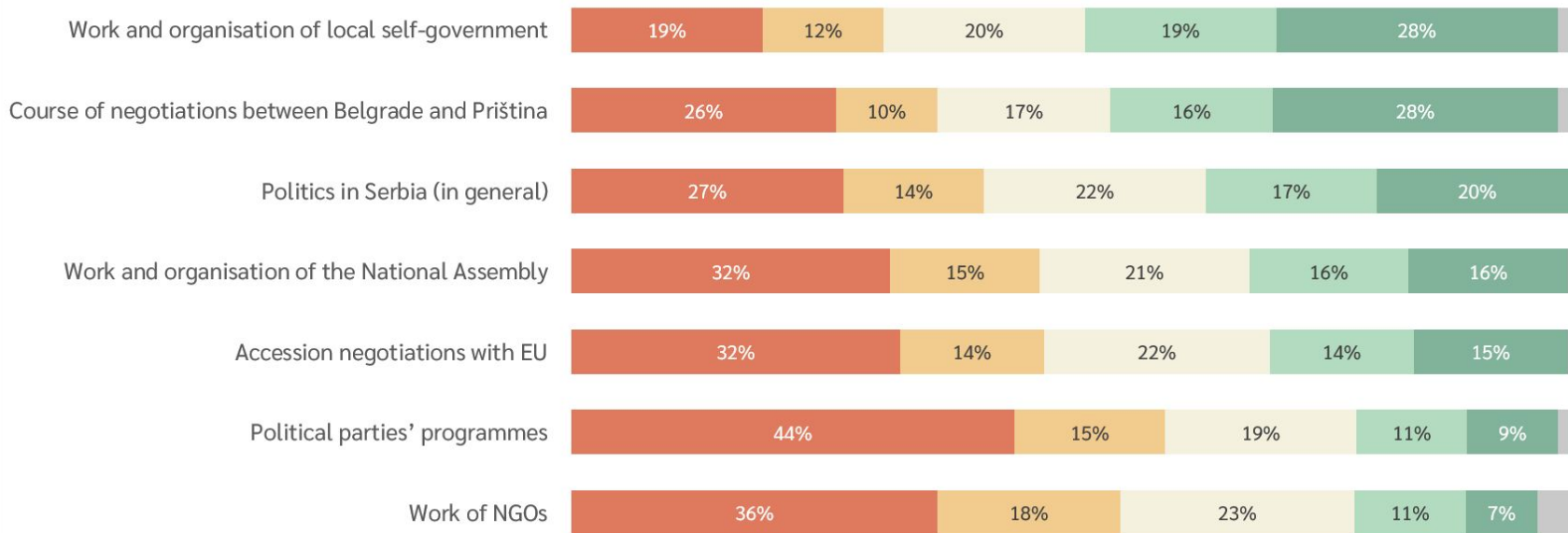
- Most common **motivation for voting** is a sense of duty, followed by a wish to influence politics
- Most common reason for not voting is the lack of trust in political parties' promises
- Participants are divided in assessing the work of the previous Parliament convocation and the previous Government
- They are, however, mostly unsatisfied with specific aspects of the work of the National Assembly and the conduct of MPs
- Political inclination, **closeness to, or distance from political parties**, permeates all other divisions
- Most participants are not affiliated with any party, their attitudes are closer to those supporting the ruling parties, their criticism of the government is closer to those participants who support the opposition

# Interest in politics

Participants are moderately interested in politics, highest interest for local topics and Belgrade-Priština negotiations

How interested are you in the following topics?

Not at all A little So and so Quite A lot DK/NA

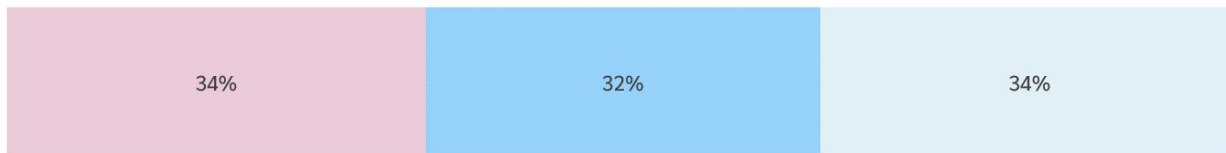


# Solving citizens' problems

Only one third of participants think there is someone in their community who works on solving their problems

Is there anyone in your town who works to solve citizens' problems?

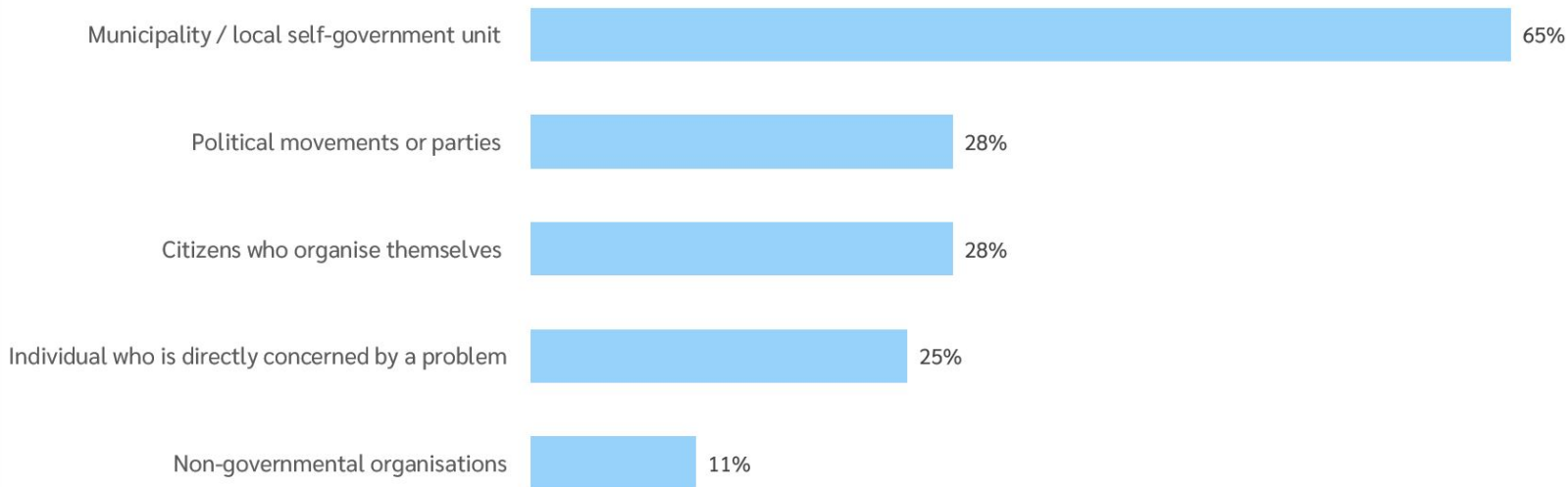
■ No   ■ Yes   ■ DK/NA



# Solving citizens' problems

Most participants think it is the local self-government who works on solving their problems, with other subjects far behind

Who in your town works to solve citizens' problems?  
- % of those who answered YES to the previous question -

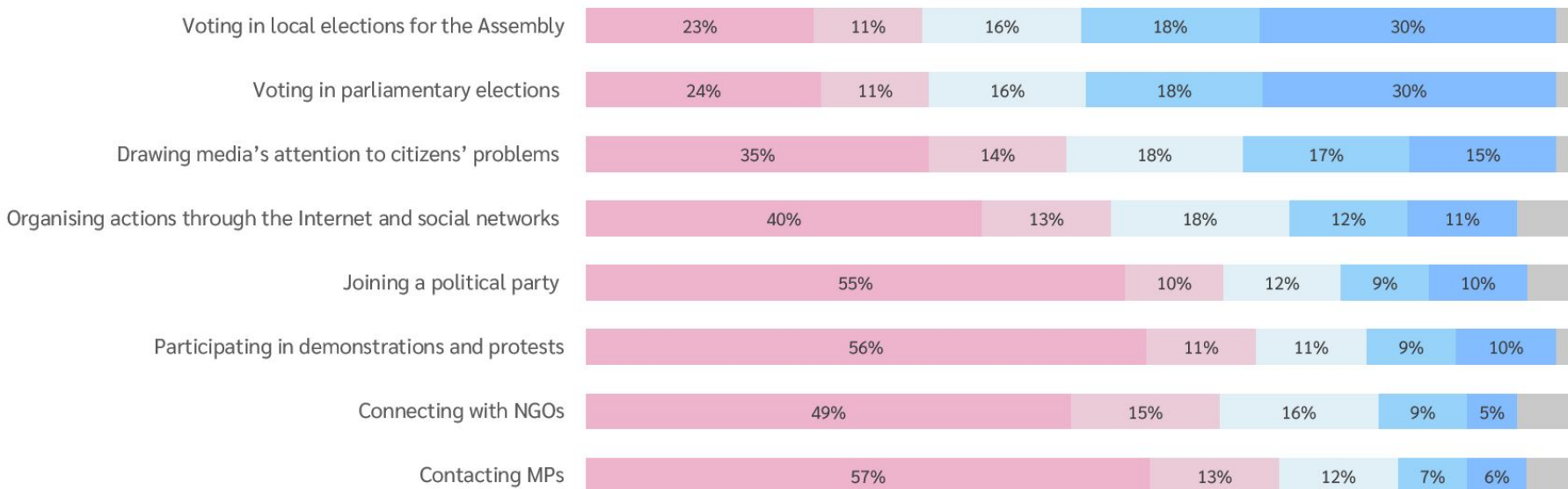


# Possibility to influence change

Of all listed political activities, participants identify voting and alarming the media as those that can influence change

How much do you think you can influence the change of things with the following activities?

■ Not at all ■ A little ■ Yes and no ■ Quite ■ A lot ■ DK/NA



# Local initiatives

Two thirds say they did not participate in solving problems in their local communities during the past year

Did you initiate or actively participate in any action or initiative to solve a problem in your local community last year?

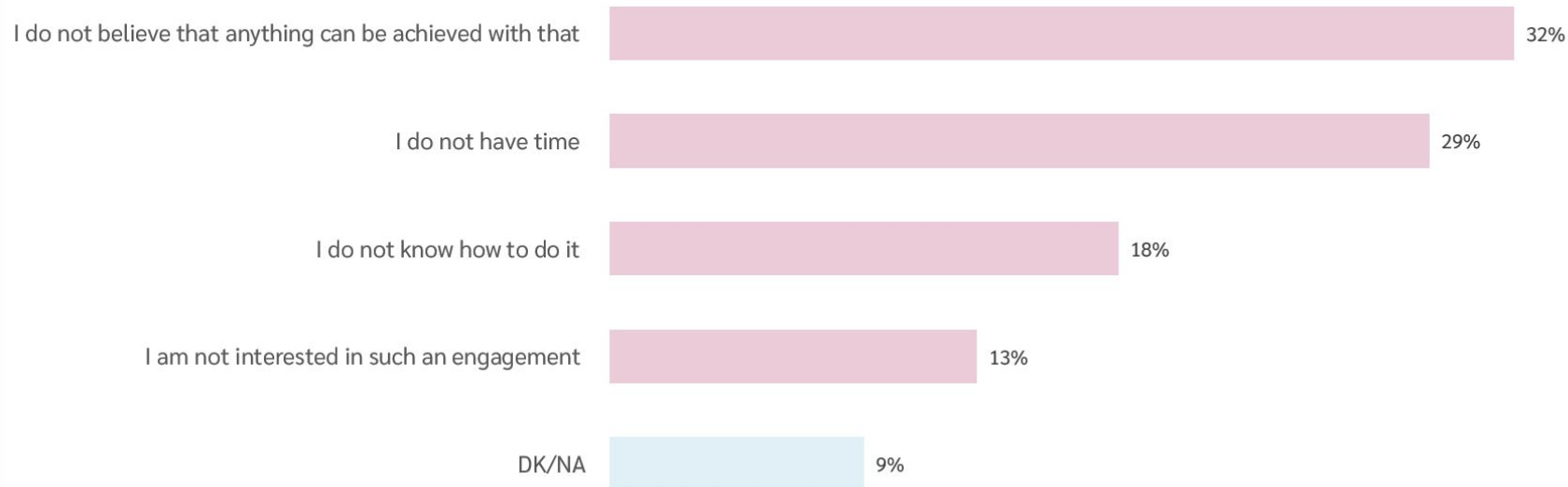
■ No ■ Yes, I participated ■ Yes, I initiated



# Local initiatives

Participants do not participate in local action because they do not believe they can influence change that way, and because they do not have the time

What is the main reason why you were not a participant or an initiator of the action?  
-% of those who did not participate in or initiate the action -

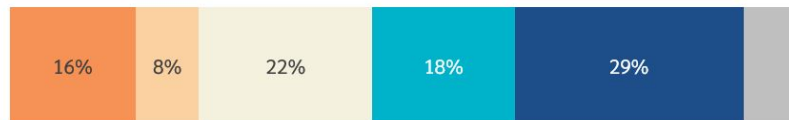


# Political views

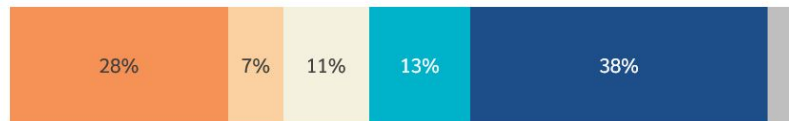
One half supports democracy, another half supports a strong leader as well, but attitudes are more polarized around the latter

■ Completely disagree   ■ Mostly disagree   ■ Neither agree nor disagree   ■ Mostly agree   ■ Completely agree   ■ DK/NA

Despite all the difficulties, democracy is the best political system for our country



At the moment, it is best for our country to have a strong leader that everyone would obey because only a firm hand can lead us out of this crisis



# Foreign policy views and views regarding Kosovo

Similar views on joining the EU as well as giving up on the EU. Strong opposition to recognize Kosovo's independence


How would you feel if the following occurred...

Worried Indifferent Happy DK/NA

if Serbia joined the EU



If Serbia gave up the idea of joining the EU and formed an alliance with Russia or China



If Serbia recognised Kosovo's independence




# Satisfaction with the work of the Government

Participants are evenly divided in their assessments of the work of the Government of Serbia 2017-2020

How satisfied are you with the work of the previous Government of Serbia, formed in 2017, headed by Prime Minister Ana Brnabić?

■ Completely dissatisfied ■ Mostly dissatisfied ■ Neither satisfied nor dissatisfied ■ Mostly satisfied ■ Completely satisfied ■ DK/NA




# Satisfaction with the work of Parliament

Participants are divided in their assessments of the work of Parliament in the 2016-2020 convocation as well, but there are fewer of those who are satisfied when compared to the work of the Government

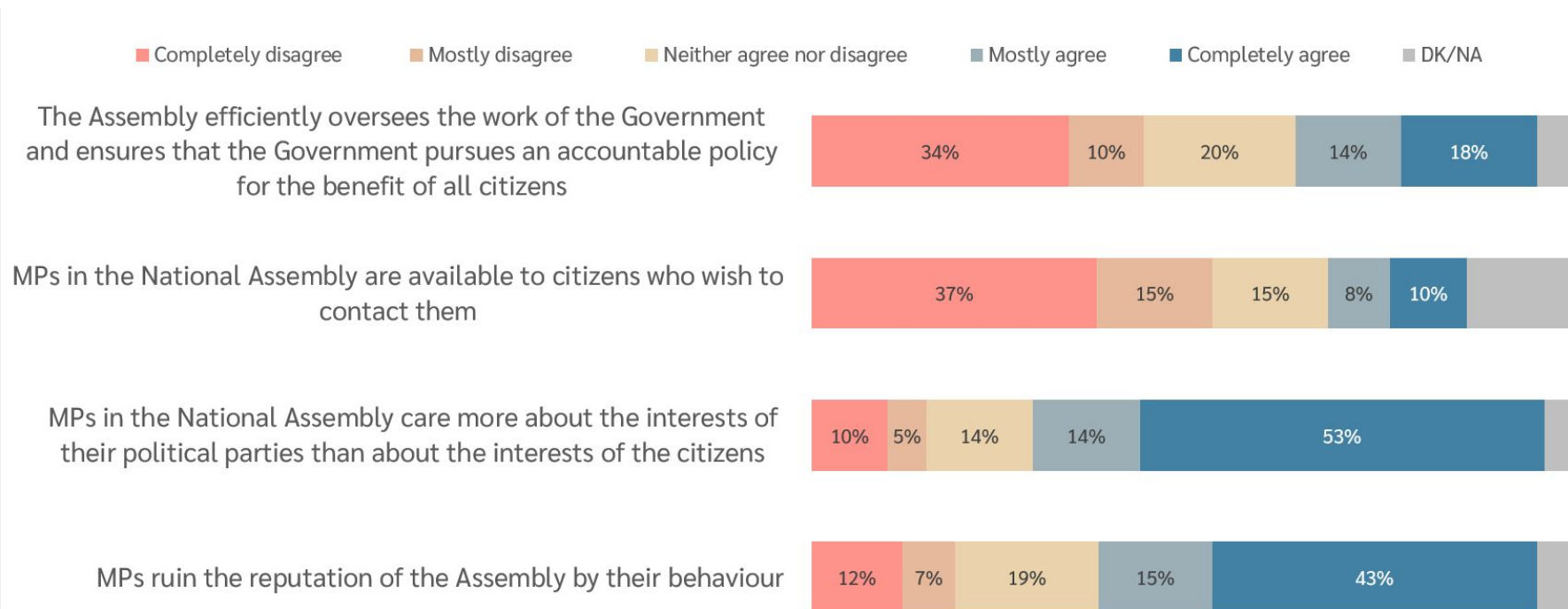
How satisfied are you with the work of the previous convocation of the National Assembly of Serbia from 2016 to 2020?

■ Completely dissatisfied ■ Mostly dissatisfied ■ Neither satisfied nor dissatisfied ■ Mostly satisfied ■ Completely satisfied ■ DK/NA



# Assessing the work of Parliament and MPs

Unlike the general assessment, participants see specific aspects of the work of Parliament and MPs less favourably



# Elections

About two thirds of participants would certainly or probably vote in the elections, which corresponds to the usual voter turnout

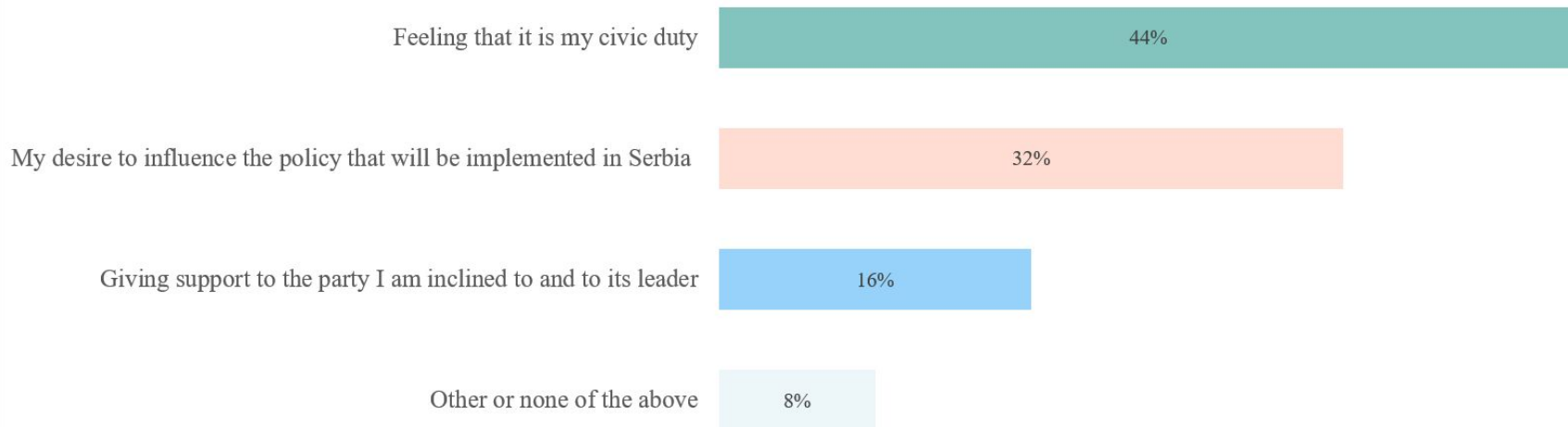
If parliamentary elections were held this week, would you vote in those elections?

■ Certainly would not    ■ Probably would not    ■ Undecided    ■ Probably would    ■ Certainly would    ■ DK/NA



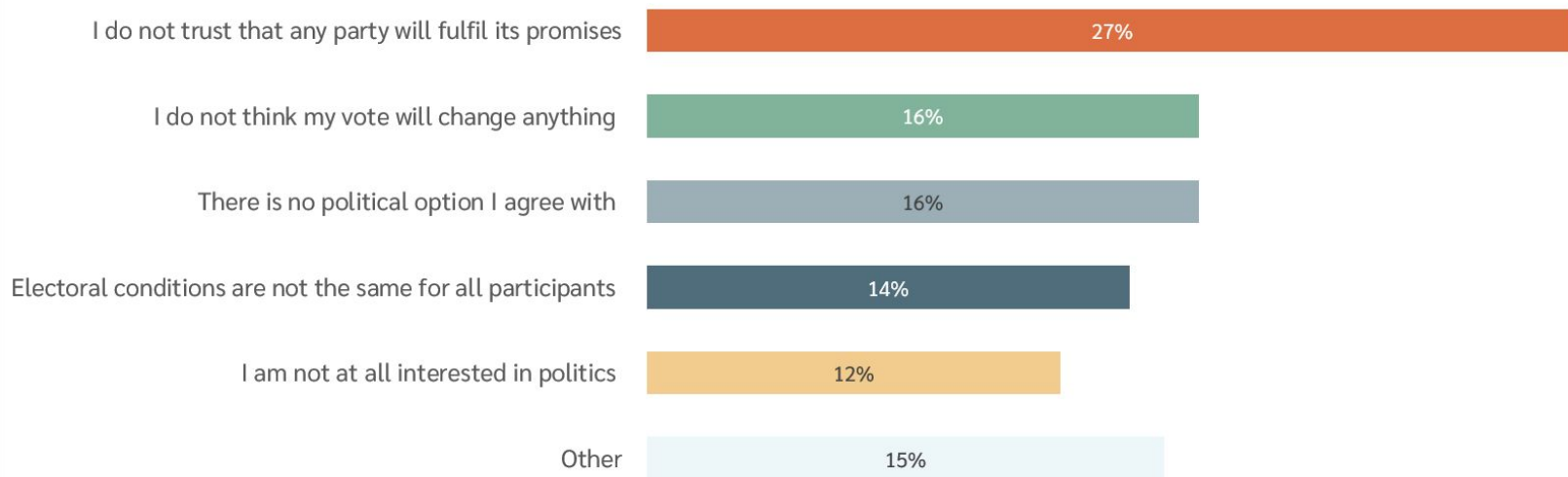
Most of those who vote do so out of sense of duty, followed by their wish to influence domestic politics

In general, what is your motive for voting in the elections?  
-% of those who said they would vote -



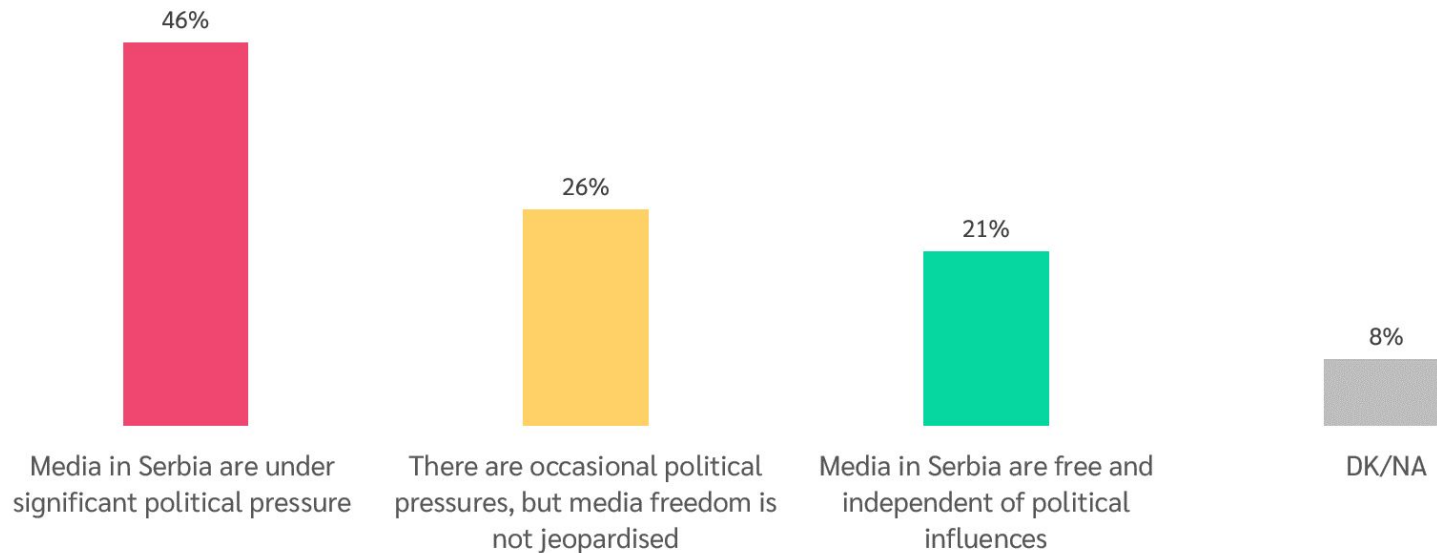
Most of those who do not vote do not believe parties will fulfill their electoral promises

What is the main reason for not going to the polls?  
-% of those who answered they would not vote -



Only one fifth thinks the media are free and not under political pressure

How do you generally assess the freedom of the media and the quality of public information?  
Which of the following opinions is closest to yours?



Thank you!

[cрта.rs/publication](https://cрта.rs/publication)

CRTA: